

# Porosity Defects in Iron Castings From Mold-Metal Interface Reactions

R.L. Naro  
ASI International, Inc.  
Cleveland, Ohio

## ABSTRACT

In the 25 years since the original paper was written, there have been considerable technical advances in foundry binder technology, as well as sand mixing and processing equipment. The techniques and equipment available to the foundrymen in 1974 were rather primitive, compared to today's improved binder chemistry and selection, mixing and binder metering equipment and sand reclamation technology.

This paper updates the original 1974 research on porosity susceptibility of gray and ductile iron castings, prepared with cores bonded with the, then, newly developed urethane types of no-bake binders. The 1974 study was aimed at delineating the effects of core- and moldmaking variables on porosity susceptibility and developing remedial practices to eliminate binder-related defects when they occur. Also investigated were the effects of casting variables and how they relate to the occurrence of such defects.

The updated research focused on the evaluation of current resin technology, iron oxide additions, and the effects of porosity inhibiting ferroalloys. Lastly, other unpublished research by the author during the ensuing 25 years is also included.

## INTRODUCTION

1) New and improved binder formulations of 1998 provided virtually identical casting results compared to the 1974 research. Binder ratios of polyol resin to polyisocyanate component less than one (favoring higher levels of the polyisocyanate component) tended to increase overall porosity susceptibility. Balanced or ratios greater than one were, in general, not susceptible to defect formation. Defect formation was enhanced by high pouring temperatures, especially when polyol to polyisocyanate ratios were less than one, and when high binder levels were employed.

2) Poor binder dispersion from sand mixing was also responsible for increasing the overall susceptibility to these types of defects. Porosity defects resulting from use of unfavorable binder and/or casting practices could be eliminated by adding relatively small additions of red iron oxide (hematite or  $Fe_2O_3$ ) to the sand mix. The use of magnetite or black ( $Fe_3O_4$ ) grades of iron oxide were not nearly as effective in preventing porosity.

3) The addition of nitrogen-stabilizing elements, such as titanium and zirconium, were effective, to varying degrees, in eliminating porosity. Best results were obtained with additions of proprietary Ti-bearing gray iron inoculants. Addition of proprietary ferrosilicon-based inoculant alloys containing either Ti or Zr were also very

effective in eliminating porosity. Additions of Zr silicide to a new, proprietary oxy-sulfide-containing inoculant was also very effective in eliminating porosity.

4) Other methods for eliminating defects, although not nearly as practical, were core post-baking at 450F (232C) and use of core coatings modified with red iron oxide.

## BACKGROUND

Surface and subsurface gas defects have always been common and troublesome defects in gray iron and other castings poured in green sand molds. Within the past 30 years, however, innovations in synthetic binder technology have resulted in movement away from green sand molding and toward total no-bake molding and coremaking processes and the accompanying new types of casting defects.

The growth in phenolic urethane binder technology since 1970, the year phenolic urethane no-bake (PUNB) binders were introduced, has been phenomenal (Fig. 1). When the original porosity paper was written in 1974, only 11.76 million lb of phenolic urethane binders were consumed by the U.S. foundry industry. In 1998, it is estimated that 129 million lb of these resins (3079 truckloads, a truckload weighing 42,000 lb) were consumed in the United States. Estimated worldwide use is generally considered to be over 300 million pounds. As a result of the increased acceptance and consumption of phenolic urethane binders, occurrences of binder-related gas defects have, at times, become very troublesome in foundries using these systems.

Generally speaking, there are three major sources that may contribute to porosity formation in gray iron castings. These are:

- 1) high initial gas content of the melt, originating from either the charge ingredients, melting practice or atmospheric humidity;
- 2) reaction of carbon and dissolved oxygen under certain melt conditions;
- 3) mold-metal reactions between evolved mold and core gases at the solidifying casting surface.<sup>1-16</sup>

In addition, any combination of these three sources may have a cumulative effect on promoting porosity formation. However, the gases normally held responsible for subsurface porosity defects are nitrogen and hydrogen.

There is a definite distinction between porosity defects and blows. Porosity defects are chemical in nature, and result when liquid metal becomes supersaturated with dissolved gases during melting or pouring. The ensuing discontinuities are present as discrete voids that may be rounded or irregularly shaped in the solidified casting, and generally lie just under the casting surface. Conversely, blows or

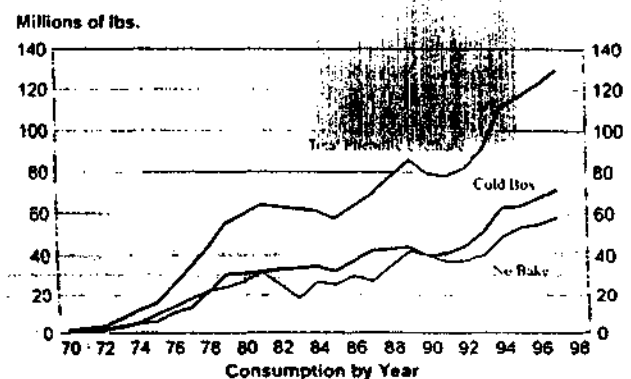


Fig. 1. Phenolic urethane resin consumption in the United States.

blowholes are a physical or mechanical problem related to the inability of decomposed core and mold gases to escape from the mold cavity, either through permeability or venting.<sup>12</sup>

The appearance of the subsurface porosity defects resulting from the preceding sources may take numerous shapes but usually form as either small, spherical holes (sometimes elongated or pear-shaped), called pinholes, or larger, irregularly rounded holes or irregularly shaped fissure type defects.<sup>13,14,15,16</sup> The internal surfaces of the resultant holes may be 1) oxidized, 2) lined with a shiny graphite film or 3) contain slag or manganese sulfide inclusions.<sup>15,16</sup>

Although the technical literature contains a large amount of work describing porosity defects and the metallurgical practices that promote the occurrence and treatment of such defects, relatively little experimental work had been conducted in the area of chemical binder induced mold-metal interface porosity reactions. Investigations that have been conducted in this area have generally been limited to discussions of potential problems existing when using high N (urea) furans, and to a lesser extent, shell and oil-alkyd-isocyanate systems. Until 1974, minimal research had been conducted in determining how various core and moldmaking parameters affect the incidence of porosity defects with chemical binder systems. This lack of research has continued during the ensuing 25 years.

### CHEMICAL BINDER SYSTEMS

The phenolic urethane resin system consists of nobake and gas-cured resins; both systems consist of two resin components. Part I is a phenolic resin (poly-benzyl-ether-phenolic resin) diluted approximately 50% by solvents. Part II is a polymeric di-isocyanate resin diluted with approximately 25% solvents. The solvent can be either aliphatic or aromatic in composition.

The primary purpose of the solvents is to reduce binder viscosity. Typically, the viscosities of the Part I and Part II resins are adjusted to 200 cps (centipoise) or lower, to provide good pumpability, rapid and efficient sand coating qualities and good flowability of mixed sand. A second purpose of the solvents is to enhance resin reactivity. An amine-based catalyst is used as the curing agent for the nobake binder, while a gaseous amine (triethylamine or dimethyl ethylamine) is used for the gas-cured binder.

Although the general chemistry of phenolic urethane binders remains essentially the same as the system investigated in 1974, there have been numerous changes in current resin formulations involving the solvent system, as well as base phenolic resin system. The Part I phenolic resin has been modified to reduce odor by reduction in the level of free formaldehyde. This becomes especially apparent when hot foundry sands are used. In addition, because of efforts to reduce solvent evaporation into the atmosphere, the solvent system has been modified extensively to incorporate higher boiling point solvents or new solvent systems with improved environmental properties.

Being organic-based systems, the phenolic urethane family of binders is composed of only four basic elements: 72.0% carbon, 8.5% hydrogen, 3.9% nitrogen and 15.5% oxygen.

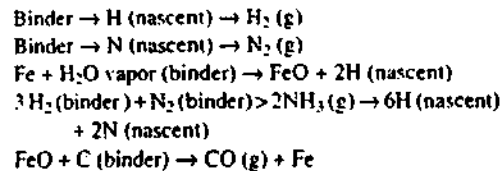
With phenolic urethane systems, the N component is associated solely with the polyphenyl polyisocyanate (Part II) binder component. Part I, or the hydroxyl-containing phenolic binder component, contains no nitrogen. Elements of concern to the foundryman need be limited to only N and H; carbon and oxygen from the binder usually present no problem because the high silicon content of gray iron acts to suppress the formation of carbon monoxide porosity.

For comparison purposes, H and N contents of other popular resin binder systems are:

	Nitrogen	Hydrogen*	H <sub>2</sub> O
Nobake oil	1.76%	7.0%	none
Low N <sub>2</sub> furan	1.20%	6.0%	4.0%
Med N <sub>2</sub> furan	4.5%	6.0%	15.0%

\* Associated with organic components.

Each of these elements, including moisture, may react or combine in numerous ways to provide the necessary conditions that favor porosity formation. The following gaseous reactions are thermodynamically possible and, under the right conditions, may occur at the mold-metal interface:



While the first four reactions are likely to provide both surface and subsurface porosity defects, the last reaction usually results only in surface defects, such as peckmarking or, more frequently, lustrous carbon laps and surface wrinkles.<sup>17</sup>

When an organic binder thermally degrades, H and N are liberated in the nascent or atomic form. In this mono-atomic state, they are readily soluble in molten iron, and, if present, dissolve quite easily in both molten gray and ductile irons.

If ammonia forms, it also may dissociate into both nascent H and N. Since the solubility of H and N in liquid iron is far greater than in solid iron, these gases will precipitate out of solution as gas bubbles during solidification, if they are present in amounts greater than the solid solubility limits.

The shapes of the resulting gas holes may vary from small, widely dispersed spherical shaped holes, lying just under the surface, to numerous fissure type holes, often resembling shrinkage defects, and are usually perpendicular to the casting surface. In either case, absorption of N and/or H by the molten iron, either individually or jointly, may result in subsurface porosity defects.

Clearly, many factors are involved in the development of binder-associated defects; neither they nor the various coremaking parameters and foundry melting variables that have a direct influence on the occurrence of such defects were well understood in 1974. Recognizing this situation, the object of the original research investigation was aimed at determining how such variables influence the occurrence of porosity defects. Also, the development of remedial techniques to alleviate these problems were extensively studied.

Table 1.  
Compositions of Test Castings Poured

	High CE	Low CE	Ductile
%C	3.50	2.90	3.5-3.6
% Si	2.40	1.70	2.5-2.6
% Mn	0.50	0.50	0.35
% S	0.02	0.02	0.01 max
% P	0.02	0.02	0.01
% Mg	—	—	0.04
% Ni	—	—	0.80

## EXPERIMENTAL PROCEDURE

The experimental program used in this investigation was divided into two phases:

- 1) the development of a suitable test having the capability to produce porosity defects, and
- 2) the delineation of coremaking and metal processing variables having an effect on porosity generation.

The cylindrical test casting shown in Figs. 2 and 3 was developed for these tests to observe the extent of porosity formation under various test conditions. This stepped-cone configuration was selected because its design was such that core decomposition gases would be generated rapidly, while the casting was still in the molten state. Also, this design easily lent itself to the study of section size, re-entrant angle (hot spot) and other geometric effects.

The majority of molds used for the production of test castings were made with a zero nitrogen nobake furan binder. The base core sand mix used for most of the experimental work consisted of the phenolic urethane nobake (PUNB) binder, mixed with a high-purity, washed and dried, round-grained, silica sand. The coremaking procedure used throughout most of this work consisted of adding the phenolic polyol resin component (Part I) and the catalyst to the sand and mixing for two minutes, followed by the addition of the polyisocyanate component (Part II) and mixing for an additional two minutes. The mix was immediately hand-rimmed into the corebox and the stepped-cone cores were stripped within five minutes.

Gray and ductile irons of the compositions shown in Table I were utilized in the investigation, although the bulk of the experimental work was conducted with a high-carbon equivalent iron (4.3 CE) inoculated with standard foundry grade (0.75% minimum calcium) FeSi in the ladle. Inoculant addition levels were 0.25% silicon, based on the pouring weight.

All heats were prepared with virgin charge materials, to insure low initial gas content, and were poured at selected temperatures as measured with a Pt-Pt 10% Rh immersion pyrometer and a high-speed, strip chart recorder. Variables studied during this first phase of the investigation included binder ratio, binder level, pouring temperature, sand type and permeability, mixing effects, metal composition and core age. Within each series of tests, the conditions were controlled as carefully as possible, and individual variables were altered to determine their effect on porosity.

The second phase of the experimental work was devoted to developing remedial techniques to prevent porosity. To a great extent, this effort was very dependent upon the first phase of the work, in that conditions that were found to promote porosity were used exclusively. Therefore, it was a prerequisite to develop the capability to produce binder-associated gas defects, at will. The same melting and coremaking procedures previously described were likewise used at this time. Techniques studied in an attempt to eliminate defects included:

- 1) investigation of various grades of iron oxide;
- 2) ladle additions of FeTi, as well as Ti- and Zr-based ferroalloy inoculants;
- 3) use of core sand additives;
- 4) core baking, and finally;
- 5) a study of experimental core coatings.

During this phase of the work, variables found responsible for porosity formation were held constant during the preparation of test castings.



Fig. 2. Cylindrical test casting illustrating gating system used.

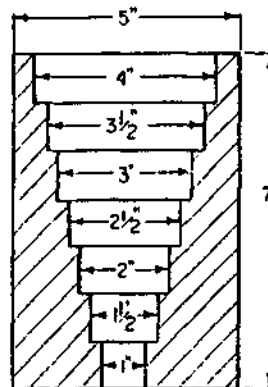


Fig. 3. Dimensions of cylindrical test casting.

The extent of porosity formation in all castings was determined by careful sectioning at several locations. To determine whether any metallurgical changes resulting from porosity formation had occurred, metallographic investigations of the cast structure in the mold-metal interface area were also carried out. To observe the nature of the internal surfaces of gas porosity defects, scanning electron microscopy (SEM) was utilized.

## RESULTS

### Parameters Affecting Formation of Binder-Related Porosity Defects

It is of great importance to the foundryman to fully understand the nature of and fundamental chemistry of nobake binder systems, in order to assure their correct usage. This is particularly true with PUNB systems. In general, any one of a number of minor operating variables can exert a cumulative effect on the performance of nobake binders. Some of the factors contributing to binder misuse are:

- 1) infrequent calibration of binder pumps and sand flow rates on continuous mixers;
- 2) general equipment malfunctions related to binder pumps, worn mixer auger screws or blades, poor housekeeping practice, etc.;
- 3) intentional unbalancing of binder components to facilitate stripping; or
- 4) general misunderstanding of possible potential consequences resulting from any of the preceding.

To determine how these effects and other variables may affect porosity formation, numerous experimental heats were poured to study their effect on casting integrity.

### Effect of Binder Ratio

The effect of the ratio of Part I to Part II resin components for PUNB binders on porosity propensity is shown in Table 2. The tabulated results are a summary of numerous casting tests, conducted at various stages during the investigation, and are somewhat dependent or related to a number of other variables to be discussed in subsequent sections of this paper. The results designated with the comment "1998 version" refer to casting tests performed on current resin formulations.

Binder ratios of 60:40 (Part I:Part II) provided sound test castings in every case under the test conditions used. As this ratio became balanced (50:50), trace amounts of porosity were found in a few test castings, but the majority of test castings made with balanced ratios were sound. In those cases where porosity was found, a substantial portion was surface porosity or semi-rounded holes (pockmarking). Because the binder ratio was unbalanced, again in favor of excess Part II (40:60 and 35:65), greater amounts of sub-surface porosity formed in the test casting.

The types of defects observed and described as varying in intensity from nil to very severe are shown in Fig. 4. Although the recommended ratio for running PUNB binders varies between a 55:45 to 60:40 ratio, in actual practice, extreme ratios favoring excess Part II or polyisocyanate are often encountered. Such problems often arise from worn or defective binder pumps, air in binder lines, changes in binder viscosity from temperature, inefficient mixing, and numerous other less incidental, but often overlooked sources. For example, in the early 1970s, it was not unusual for foundries to run binder ratios favoring excess polyisocyanates to facilitate the stripping of difficult cores or to increase fully cured core strengths.

New resin formulations (1998 versions) showed very little difference in casting performance compared to 1974 versions. Binder ratios in which unbalanced ratios of 60:40 were employed produced sound castings. Unbalanced binder ratios favoring excess Part II or the isocyanate component, once again, were very susceptible to severe subsurface porosity.



Fig. 4 Types of porosity defects encountered in test castings. Upper left, surface porosity (pockmarking); upper right, trace subsurface porosity; lower left, moderately severe porosity; lower right, very severe dispersed porosity.

### Effect of Binder Level

To determine the effect of binder level on porosity susceptibility, test castings were poured with test cores made with binder levels ranging from 1.25% to an extreme of 3.0%. At some of these levels, the ratio of Part I:Part II was again varied, to determine effect on porosity formation. (It should also be noted that, although these higher levels may never be encountered in actual practice, they were intentionally selected to magnify the effect of binder level or the effect of

Table 2.  
Effect of Binder Ratio on Porosity Formation

Binder Level	Ratio Pt. I:Pt. II	Porosity Extent
1.50% (1998 version)	60:40	nil
1.50%	60:40	nil
1.50%	50:50	nil to trace
1.50%	40:60	traces to moderately severe
1.50% (1998 version)	35:65	severe
1.50%	35:65	severe

Test conditions: PUNB binder with washed and dried silica sand; Iron Chemistry, 4.3 CE iron; Pouring temperature, 2700F (1482C)

Table 3.  
Effect of Binder Level on Porosity Formation

Binder Level	Ratio Pt. I:Pt. II	Porosity Extent
3.0%	60:40	nil to trace
3.0%	50:50	moderate
3.0%	40:60	severe
3.0%	35:65	very severe
1.8%	60:40	none
1.8%	50:50	trace
1.8%	35:65	severe
1.5%	60:40	none
1.5%	50:50	none to trace
1.5%	35:65	severe
1.25%	50:50	none
1.25%	35:65	moderate

Test conditions: PUNB binder on W/D silica sand; 4.3 CE iron; Pouring temperature—2700F (1482C)

Table 4.  
Effect of Pouring Temperature on Porosity Formation

Binder Level %	Pouring Temperature (°F)	Porosity Extent
1.50	2780	very severe—gross w/ some traces of fissures
1.50	2700	severe
1.50	2625	traces
1.50	2550	none
3.0	2700	very severe
3.0	2600	moderate
3.0	2500	none

Test conditions: PUNB binder on W/D silica sand; 4.3 CE Gray Iron; Pt. I:Part II ratio held constant at 35:65

reclaimed sands having high loss-on-ignition (LOI) values.) The results obtained from these tests showed that, as the binder level increased at the same Part I:Part II ratio, the severity of the porosity defects likewise increased. At the highest binder level tested, porosity tended to form at evenly balanced ratios, as shown in Table 3.

These results show that, if sufficient amounts of evolved H and/or N decomposition gases are made available to the solidifying irons, porosity will generally occur, even with favorable binder ratios and using relatively high pouring temperatures. This same phenomena can be extrapolated to include what the consequences will be when using reclaimed core or molding sands having high LOI values. Excessive amounts of dissolved gases stemming from inappropriate charge materials or liquid metal processing will likewise be more susceptible to core gas defects from absorption of H and/or N.

#### Effect of Casting Temperature

Although the previously reported results have shown significant effects of both binder ratio and level on porosity formation, their effect was very temperature dependent. Results obtained from test castings poured at several casting temperatures, and incorporating unbalanced binder component ratios favoring excess Part II, are shown in Table 4.

These results demonstrate the temperature dependency of porosity formation with PUNB binders. Pouring temperatures of 2700F (1482C) and higher (as measured in the pouring ladle) produce severe subsurface defects when unbalanced ratios are used. Such pronounced behavior is not observed when these ratios are balanced or when excess Part I is used. Reducing the pouring temperature at both binder levels resulted in lesser amounts of porosity until, at the lowest temperature, sound castings were achieved. A comparison between sectioned test castings poured at 2700F (1482C) versus 2500F (1371C) and made with 3.0% total binder is shown in Fig. 5.

Pouring temperature effects were further demonstrated by pouring experimental test step cores that were coated with the polyisocyanate binder component (Part II). For these tests, pouring temperatures of 2500F (1371C) were employed, and test cores were bonded with an unbalanced (35:65 ratio) binder system containing 3.0% total resin. Sectioned test castings obtained under these conditions were entirely sound.

The porosity-temperature dependency can best be illustrated in Fig. 6. In this figure, pouring temperature is plotted against binder ratio. It is interesting to note that there appears to be a definite region in which porosity seems to form, and also another definite region where sound castings are obtained. In between these two areas, porosity may or may not occur, depending on other liquid metal processing factors. Similar findings on the effect of pouring temperature with other binder systems have been reported by other investigators.<sup>4,16</sup>



Fig. 5. Effect of pouring temperature on porosity formation. Left, 2700F (1482C); right, 2500F (1371C).

#### Effect of Section Size

In those castings containing porosity, it occurred in preferential locations. Deep-seated, subsurface porosity was usually located adjacent to the 90° re-entrant angle or "step," and most often occurred in section thicknesses ranging between 7/8 and 1-3/8 in. (2.22 and 3.5 cm). These locations act as localized hot spots, since a small volume of the core is heated from both sides by the solidifying iron. In thinner sections, varying degrees of surface porosity or pockmarking were often found.

From the appearance of these defects, it appears probable that they were formed late in the solidification process by gaseous decomposition products pushing away the semi-skinned over casting surface.<sup>17</sup> Since these bubbles are formed late in the solidification process at the mold-metal interface, not enough time was available for their dissolution. Consequently, a depression is left in the surface, when final solidification commences. The extent of this surface porosity varied between somewhat large, semi-rounded holes extending, at most, only 1/8 in. (0.3 cm) into the surface to very small surface pores having no appreciable depth.

#### Effect of Sand

The type of sand used in experimental test cores had a significant effect on porosity formation. Some results obtained with a typical lake sand and a washed and dried silica sand are listed in Table 5.

Although several castings were poured under identical conditions and also from the same ladle, severe subsurface porosity was very prevalent with washed and dried silica sand, while castings made with the Michigan lake sand were entirely sound. The behavior of lake sand in eliminating gas defects may possibly be attributed to either its significantly larger quantity of surface impurities, bulk impurities or greater permeability.

To determine the effect of surface purity on influencing gas porosity, an acid treatment was administered to the lake sand, to remove trace surface impurities. The acid treatment consisted of soaking the sand in a 10% solution of sulfuric acid for 24 hours, followed by a 24-hour water wash and drying. Such treatments have been shown to be very effective in removing these impurities.<sup>18</sup>

Comparisons of casting results obtained with acid-treated versus untreated lake sands are shown in Table 6. The results in Table 6 showed that removal of surface impurities by acid leaching was not effective in promoting porosity, and no porosity was observed in the test castings.

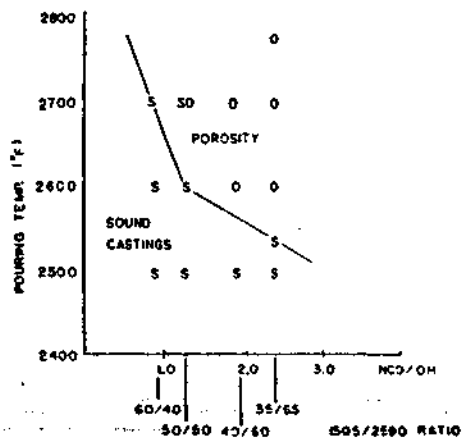


Fig. 6. Effect of pouring temperature and binder ratio on porosity formation.

Because of the known effect of permeability on porosity defects, and the potential chemical effect of sand type, several other sands having a wide range of compositions, permeabilities and AFS grain fineness distributions were selected for testing. These tests were run to determine relative porosity susceptibilities of common core and molding sands. The results of casting tests, all run under identical conditions, along with the physical properties and resultant porosity sensitivities, are summarized in Tables 7 and 8.

Based on the preceding, even though the sands tested had a wide range of AFS grain fineness and permeabilities, there doesn't appear to be any correlation between these parameters and porosity sensitivity. The trend in Tables 7 and 8 is such that, the lower the impurity level, and particularly the iron oxide content of the sand, the greater the sensitivity of the system for promotion of porosity defects. Hence, although very pure, round-grained sands offer outstanding core and moldmaking properties, they may not produce the best castings, as less impure sands seem to do.

The intentional addition of impurities, such as iron oxide, to sand is widely recognized as an effective means of controlling porosity, veining, improving hot strength and other less incidental properties. However, the presence of such a small amount of iron oxide as a bulk impurity associated with the sand mineralogy appears to have a significant effect on retarding or inhibiting porosity formation. In addition, the type and purity of iron oxide will be shown to have an overriding effect on porosity formation.

#### Effect of Binder Dispersion on Mixing

Proper dispersion of the liquid binder components on sand surfaces is a necessary prerequisite in the production of high-quality cores and molds. Mixers that were prevalent in the early to mid 1970s often provided relatively poor blending of binders and subsequent coating of sand grain surfaces. This was especially true of slow-speed screw or auger types, which left something to be desired for high mixing efficiency. Also, if the screw blades or paddles and trough are not cleaned regularly to remove resin buildup, are poorly designed or wide clearances exist due to wear, then poor mixing action will result. If proper dispersion of the binder components is not realized, many areas of the core surface will essentially contain varying ratios of binder components, even though the bulk core may contain the per total amount of each component.

Table 5.  
Effect of Sand on Formation of Porosity

Sand Type	Binder Level	Ratio Pt. I:Pt. II	Porosity Extent
W D Silica	1.50%	35:65	severe
Lake Sand	1.50%	35:65	none, completely sound

Test Conditions: 4.3 CE iron; Pouring temperature, 2700F (1482C); Washed and dried silica sand

Table 6.  
Effect of Acid Surface Treatments on Porosity Susceptibility

Sand Treatment	Binder Level	Ratio Pt. I:Pt. II	Porosity Extent
None	1.50%	35:65	none
Acid treated	1.50%	35:65	none, sound

Test conditions: 4.3 CE iron; Pouring temperature, 2700F (1482C); Sand type—Michigan lake sand

Although high-speed, high-efficiency sand mixers, along with advanced resin metering systems, often with computerized controls, have been developed in the 1990s and have resulted in dramatically improved mixing, consideration must still be given to properly maintaining the equipment.

To determine the effect of proper binder dispersion on mixing efficiency, several core mixes were made in a laboratory high-intensity batch mixer and mixed for various times to simulate mixing conditions, ranging from very poor to excellent. Experimental test cores made using mixing times of 5, 10, 20, 30 and 60 seconds for each component (double for actual total mix cycle) are shown in Fig. 7. All of these cores were prepared with balanced ratios of Part I:Part II (50:50) on the standard washed and dried silica sand.

Cores prepared with total mixing times of 10, 20 and 30 seconds exhibited pronounced non-uniform binder dispersion and were spotty in appearance. This was found to be most pronounced with the 10- and 20-second mix cycles. Longer mixing times of 80, 120, and 240 seconds provided very uniform results. Physical properties, such as scratch and tensile strengths of mixes mixed for total times of 40 seconds and longer, were not impaired, even though traces of inadequate mixing were apparent on the 40-second mix.

The results obtained from casting tests using test cores prepared in the described manner are listed in Table 9.

To briefly summarize these results, short mix cycles of 10-40 seconds total time tended to promote the formation of both surface and subsurface porosity. Only trace amounts of subsurface porosity, probably better described as microporosity, were found in the remaining castings made with cores mixed for intermediate times of 60-80 seconds total. In castings containing pronounced defects, these defects were obviously formed where the solidifying casting was in contact with binder-rich areas and, particularly, those containing excess polyisocyanate. Sound castings were obtained when total mixing times ranged from 2-4 minutes.

Table 7.  
Effect of Sand Type on Porosity Formation

Sand	Binder Level	Ratio Pt. I:Pt. II	Porosity Extent
Silica sand No. 1	1.5%	35:65	Severe
Silica sand No. 2	1.5%	35:65	Severe
Silica sand No. 3	1.5%	35:65	Severe
Silica sand No. 4	1.5%	35:65	Trace to moderate
Sand No. 5	1.5%	35:65	none
Lake sand	1.5%	35:65	none

Test Conditions: PUNB binders on above sands; 4.3 CE iron; Pouring temperature, 2700F (1482C)

Table 8.  
Physical and Chemical Properties of Sands

Sand	%SiO <sub>2</sub>	%Fe <sub>2</sub> O <sub>3</sub>	%Al <sub>2</sub> O <sub>3</sub>	gfn	Perm	Sensitivity
Silica sand No. 1	99.88	0.02	0.10	67	95	high
Silica sand No. 2	99.88	0.02	0.10	37	225	high
Silica sand No. 3	99.88	0.02	0.10	131	20	high
Silica sand No. 4	99.6	0.018	0.27	54	180	moderate
Sand No. 5	99.2	0.13	0.40	55	190	none
Lake sand	94.8	0.44	2.12	56	150	none



Fig. 7. Effect of mixing time on binder dispersion. Left to right: 5 sec; 10 sec; 20 sec; 30 sec.

Table 9.  
Effect of Mixing Time and Mixing Efficiency on Porosity Formation

Mixing Time/ Component	Total	Binder Level	Ratio Pt. I:Pt. II	Porosity Extent
5 sec	10 sec	1.50%	50:50	very severe
10 sec	20 sec	1.50%	50:50	moderate
20 sec	40 sec	1.50%	50:50	nil to moderate
30 sec	60 sec	1.50%	50:50	nil to traces
40 sec	80 sec	1.50%	50:50	nil to traces
60 sec	120 sec	1.50%	50:50	none
120 sec	240 sec	1.50%	50:50	none

Test Conditions: PUNB binders on W/D silica sands; 4.3 CE iron. Pouring temperature, 2700F (1482C)

#### Effect of Metal Composition

The type and composition of the castings poured had a significant effect on porosity formation. Results of these tests are shown in Table 10.

The porosity-forming tendencies seemed to be greatest for the low-CE iron and least for ductile iron. Porosity defects in all gray iron castings formed readily when unbalanced binder ratios, favoring excess polyisocyanate, were employed. Porosity defects that formed in low-CE irons were predominantly fissure type defects, although some rounded and irregularly shaped holes also formed. Ductile iron castings seemed to be far less susceptible to defect formation than either composition of gray iron. Results obtained with a high-CE iron as used throughout this investigation have been previously reported and remain unchanged.

Although it is commonly accepted<sup>1,19</sup> that ductile iron is more susceptible to porosity defects, the present investigation tends to show just the opposite. However, most of these previous findings or observations have been with ductile irons containing appreciable amounts of aluminum, and poured in green sand molds.<sup>8,15</sup> It is also generally held that ductile irons are more prone to H defects arising from interactions with water vapor and magnesium. This is probably related to the fact that the residual magnesium is influencing H solubility<sup>15,20,21</sup> or is assisting the reduction of water vapor. However, Dawson and Smith also showed that, although high-residual magnesium contents increased H solubility in ductile iron castings poured in green sand molds, pinholes still did not form.<sup>20</sup>

Since the chemistry and gaseous thermal decomposition products for PUNB binders are obviously more complex than those interactions with green sand molds, the performance of ductile iron with

Table 10.  
Effect of Type and Composition of Castings on Porosity Formation

Binder Level	Binder Ratio	Temperature	Porosity Extent
<b>Low CE Iron (3.40 CE, Class 50):</b>			
1.50%	60:40	2700F	subsurface microporosity and small fissures
1.50%	60:40	2500F	nil amounts of porosity
1.50%	50:50	2700F	small fissures and subsurface holes
1.50%	50:50	2500F	nil amounts of porosity
1.50%	40:60	2700F	severe fissures, subsurface porosity
1.50%	40:60	2500F	Trace fissures
<b>Ductile Iron (60-40-20):</b>			
1.50%	60:40	2700F	none
1.50%	60:40	2500F	none
1.50%	50:50	2700F	none
1.50%	50:50	2500F	none
1.50%	40:60	2700F	nil to trace
1.50%	40:60	2500F	none
<b>High Carbon Equivalent Iron (4.30 CE, Class 20):</b>			
1.50%	60:40	2700F	none
1.50%	60:40	2500F	none
1.50%	50:50	2700F	nil to trace
1.50%	50:50	2500F	none
1.50%	40:60	2700F	trace to moderate subsurface porosity
1.50%	40:60	2500F	none

Test Conditions: PUNB binders on W/D silica sands; High CE 4.3 iron; Low CE 3.4 iron; Ductile iron (60-40-20); Pouring temperature, varied between 2700 and 2500F

these binders may, in actuality, differ considerably. However, one would expect porosity formation in ductile irons to be much more difficult, due to the higher melt interfacial surface energy. Other investigators have also reported a relationship between porosity and surface tension in ductile irons.<sup>22,23</sup> Finally, the bubbling of magnesium vapor through the metal during the nodularizing process effectively purges most dissolved gases from the metal, allowing for possible absorption of core gases without supersaturation.<sup>23,24</sup>

#### Effect of Core Age

The effect of test core age within the first 24 hours after strip had no effect on porosity formation. Test castings poured with cores used immediately after strip or after overnight aging performed in a similar manner. Results obtained from aging tests poured at three pouring temperatures are listed in Table 11.

If test cores made with unbalanced systems were aged over several days under ambient conditions, the severity of the defects increased slightly. This phenomenon appears to be related to moisture from atmospheric humidity combining with unreacted material in the polyisocyanate, and forming urea structures.<sup>25,26</sup> The porosity-forming tendencies of this latter group of substances is well known.<sup>1,2,8</sup> They are reported to readily break down into ammonia derivatives, at high temperatures, that later dissociate into nascent H and N,<sup>1,27</sup> both of which are highly soluble and dissolve very readily in molten irons.

## Elimination of Porosity Defects

Numerous methods, both metallurgical and chemical, were investigated as potential remedial techniques to eliminate defects in castings poured under somewhat adverse conditions. Most of these techniques were straightforward in approach; however, those techniques that may have resulted in reduced melt quality, such as trace element additions of tellurium, selenium or bismuth, were not examined in the original research work, since it was felt that these methods would not be very feasible.

Any potential gains in porosity elimination may have been overshadowed by chilling and/or poor metal quality. New techniques incorporating the use of proprietary inoculants containing carefully controlled additions of surface active elements, as well as elements that neutralize N (by forming stable nitride compounds), were examined and are reported herein.

### Effect of Titanium and Zirconium Additions

Additions of Ti have long been recognized as helpful additives in reducing subsurface porosity defects related to N.<sup>1,2</sup> To determine if Ti additions were effective in controlling porosity in test castings poured with PUNB test cores, varying levels of 70% FeTi (20 mesh and down) were added in the ladle prior to pouring. Besides using 70% FeTi, two commercial gray iron inoculants containing Ti were also examined. The effect of Zr on porosity reduction was evaluated by adding 0.05% Zr as FeSiZr, as well as incorporating Zr into a high-potency proprietary inoculant. The casting results obtained from these tests are listed in Table 12.

In almost all cases, the addition of small amounts of Ti as a ladle addition was effective in eliminating subsurface porosity in castings made with cores bonded with excessive Part II polyisocyanate levels. In the case of 70% FeTi additions, Ti additions of 0.05% were effective in removing subsurface porosity defects; however, a considerable amount of surface porosity or small pores remained.

Since it is well known that 70% FeTi may be difficult to dissolve at temperatures below 2700F (1482C), resulting in erratic recoveries and results, two proprietary Ti-containing gray iron inoculants were also investigated. Proprietary Inoculant A was effective in eliminating porosity when the Ti addition level was 0.03%.

Inoculant B is based on 75% FeSi, and since inoculants based on 75% FeSi dissolve more rapidly than those based on 50% FeSi,<sup>28</sup> Inoculant B appeared to be more effective at somewhat lower Ti addition rates.<sup>29</sup> No porosity was found when Ti addition levels of 0.025% were employed with Inoculant B. FeSiZr was almost as effective in eliminating porosity, but somewhat higher levels of 0.05% Zr had to be added. This was not unexpected because of the higher atomic weight of Zr.

Inoculant C is a potent proprietary gray and ductile iron inoculant<sup>30</sup> containing 30-33% oxy-sulfide-forming elements, that was modified by the addition of 9.0% Zr (in the form of FeSiZr). With Zr additions of 0.025%, trace to no subsurface porosity was found. Since Zr forms much more stable nitrides than Ti, more Zr must be added because of its higher atomic weight. Hence, it is likely that higher levels of Zr need to be added to Inoculant C for complete porosity elimination. Although Inoculant C did not entirely eliminate porosity, it was the most effective of the three inoculants tested, reducing chill, and produced the most uniform microstructure, consisting of 100% Type A graphite flakes.

Table 11.  
Effect of Core Aging on Porosity Formation

Core Age	Binder Level	Ratio Pt. I:Pt. II	Porosity Extent	Pouring Temp.
1 hr	1.50%	35:65	severe	2700F
24 hr	1.50%	35:65	severe	2700F
1 hr	1.50%	35:65	traces	2600F
24 hr	1.50%	35:65	traces	2600F
1 hr	1.50%	35:65	none	2500F
24 hr	1.50%	35:65	none	2500F

Test Conditions: PUNB binders on W/D silica sands; 4.3 CE (Class 20) iron; Pouring temperature, 2700F

Table 12.  
Effect of Titanium and Zirconium Additions on Porosity Formation

% Addition	Binder Level	Ratio Pt. I:Pt. II	Porosity Extent
0.00%	1.50%	35:65	very severe
0.025% Ti as 70% FeTi	1.50%	35:65	trace to moderate
0.050% Ti as 70% FeTi	1.50%	35:65	none
0.025% Ti as Inoc. A	1.50%	35:65	trace
0.030% Ti as Inoc. A	1.50%	35:65	none
0.025% Ti as Inoc. B	1.50%	35:65	none
0.050% Zr as FeSiZr	1.50%	35:65	none
0.025% Zr as Inoc. C	1.50%	35:65	trace to none

Test Conditions: PUNB binders on W/D silica sands; 4.3 CE iron; Pouring temperature, 2700F (1482C)  
Inoculant A: 52% Si, 11% Ti, 1.25% Ca, 1.0% Al, Bal-Fe  
Inoculant B: 75% Si, 11% Ti, 5.5% Ba, 3.5% Mn, 1.25% Ca, 1.0% Al, Bal-Fe  
FeSiZr: 35% Si, 33% Zr, 2.5% Ca, 1.0% Al, Bal-Fe  
Inoculant C: 47.0% Si, 33% oxy-sulfide-forming elements, plus 9.0% Zr, Bal-Fe

Table 13.  
Effect of Selenium and Zirconium Additions on Porosity Formation

% Addition	Binder Level	Ratio Pt. I:Pt. II	Porosity Extent
0.00% (std 75% FeSi)	1.50%	35:65	very severe
Inoculant Tablet D			
0.0048% Zr	1.50%	35:65	severe
Inoculant Tablet E			
0.0048% Zr and 0.0019% Se	1.50%	35:65	severe

Test Conditions: PUNB binders on W/D silica sands; 4.3 CE iron; Pouring temperature, 2700F (1482C)  
Standard Inoculant: Foundry grade 75% FeSi with 0.75% Calcium, 0.33% addition  
Inoculant D: 9-gram inoculant tablet containing 27.7% Si, 28.41% oxy-sulfide-forming elements, plus 8.0% Zr, Bal-Fe  
Inoculant E: 9-gram inoculant tablet containing 25.6% Si, 26.88% oxy-sulfide-forming elements, plus 8.0% Zr and 3.3% Se, Bal-Fe  
Zirconium and Selenium percentage levels based on the 35-lb step-cone pouring weight



65-1

Metallographic inspection of the castings made with 70% FeTi showed that higher addition rates of Ti (0.05% and greater) were effective in tying up N as Ti compounds (TiCN or TiN) and preventing re-precipitation as gas holes during solidification. Similar results were observed with the proprietary inoculants. The FeTi additions were not, however, effective in preventing surface reactions associated with lustrous carbon pockmarking reactions from the high pouring temperatures employed during this phase of the investigation. The proprietary inoculants also showed some signs of lustrous carbon-related surface porosity.

#### Effect of Zr and Se In-the-Mold Additions

Addition of selenium to stainless steel castings poured in green sand molds is very effective in eliminating porosity.<sup>31</sup> Selenium is a surface-active element and can result in degenerate graphite forms. To evaluate the effect of controlled amounts of Zr and Se on porosity elimination in gray iron, very small amounts were added (8.0% Zr as FeSiZr) to a proprietary 9-gram in-the-mold inoculating tablet. A second experiment was also run with a supplemental addition of 3.3% Se to an 8.0% Zr-modified proprietary in-the-mold inoculating tablet. Casting results obtained from these tests are listed in Table 13.

Castings made with either Zr, by itself, or with both selenium and Zr contained subsurface porosity. The presence of porosity in the above castings is probably the result of addition of insufficient treatment alloy. It is interesting to note that the microstructures of both castings treated with the 9-gram inoculating tablets were somewhat improved, containing 100% Type A graphite, compared to the standard ladle inoculation with 75% foundry grade FeSi containing 0.75% Ca, which contained some Types B and D graphite. Additional experimental work remains to be conducted in this area, using larger inserts with greater amounts of Zr and Se additions.

#### Effect of Iron Oxide Additions

The addition of even small amounts of red iron oxide had an overwhelming effect on porosity elimination. The results of additions of varying amounts of 200-mesh red iron oxide (Fe<sub>2</sub>O<sub>3</sub> or hematite) to PUNB core sand mixes are shown in Table 14.

Additions of as little as 0.25% red (hematite) iron oxide were sufficient to inhibit the formation of all traces of porosity in test castings poured under adverse testing conditions. It must be noted that, since commercial foundry grades of red iron oxide occur naturally, not all grades may work like the grades used in the experiments. Further, it has been shown that additions of Fe<sub>3</sub>O<sub>4</sub> (magnetite) are not nearly as effective as hematite in controlled casting tests.<sup>32,33</sup> Casting tests run comparing hematite to magnetite are shown in Table 15.

These results clearly show the effects of iron oxide mineralogy and chemistry. Although two of the iron oxides had similar mesh sizes (325 mesh and down), the 325-mesh red iron oxide (hematite) clearly outperformed the black iron oxide (magnetite), as well as a coarser (100-mesh) European hematite ore of relatively high purity. It can be concluded that iron oxide purity doesn't appear to be a determining factor in the performance of an iron oxide and its subsequent effect on porosity elimination. Although black iron oxide additions are commonly in use today, much of the acceptance of black oxides is more likely related to reduced surface area considerations. Sand additives with reduced surface area allow for reduced resin consumption and improved coremaking economics. However, careful consideration must be given to the superior effectiveness of red oxide in preventing porosity, when choosing an oxide addition.

It should be noted that, although some iron oxides may contain various percentages of TiO<sub>2</sub> (titanium dioxide) in their mineralogy, it is doubtful whether sufficient time or quantities of the element Ti could be reduced and be available to react with N during the casting process. Hence, the presence of TiO<sub>2</sub> in iron oxide would not impart any beneficial effect on minimizing porosity susceptibility of N-bearing resins. All of these findings illustrate that red iron oxide almost always outperforms black iron oxide in producing sound, porosity-free castings, as well as minimizing other resin-related defects, such as lustrous carbon.<sup>34</sup>

To determine the effect of iron oxide granularity, other grades of hematite (Fe<sub>2</sub>O<sub>3</sub>) were tested using the conditions outlined in Table 15. At 1.5% and 4.00% levels, a much coarser-grained hematite addition was also effective in eliminating defects, even though it was relatively randomly distributed in the core, due to its large particle size. This behavior, coupled with how effective 0.25% red iron oxide was in eliminating porosity, appears to preclude the long-accepted role of iron oxide in preventing defects. The role of iron oxide in preventing porosity has long been linked with its ability to react with silica to form fayalite, which, in turn, forms a "physical" barrier, preventing gas solution. At the low levels investigated, and because of the behavior of the coarse grained hematite, it appears probable that iron oxide is somehow affecting the kinetics of gas absorption by the solidifying metal. Regardless, such small additions could certainly not be effective barrier formers at the levels employed.

Table 14.  
Effect of Red Iron Oxide (Hematite) on Porosity Formation

Binder Level	Binder Ratio	% Iron Oxide	Porosity Extent
1.50%	35:65	0.00%	severe
1.50%	35:65	0.25%	none
1.50%	35:65	0.50%	none
1.50%	35:65	1.50%	none
1.50%	35:65	2.0%	none
1.50%	35:65	3.0%	none

Test Conditions: PUNB binders on W:D silica sands; 4.3 CE iron; Pouring temperature, 2700F

Table 15.  
Effect of Iron Oxide Type on Porosity Elimination

Binder Level	% Iron Oxide	Mesh Size	Oxide Type	Porosity Extent
1.50%	0.0%	—	none	severe
1.50%	0.25%	325	Fe <sub>2</sub> O <sub>3</sub> (red)	none
1.50%	0.25%	325	Fe <sub>3</sub> O <sub>4</sub> (black)	severe
1.50%	0.25%	100	hematite ore	severe

Test Conditions: PUNB binders on W:D silica sands; 4.3 CE iron; 35:65 Ratio Part I:Part II; Pouring temperature, 2700F

Fe<sub>2</sub>O<sub>3</sub> assay: 87% Fe<sub>2</sub>O<sub>3</sub>, 8.0% SiO<sub>2</sub>, 2% Al<sub>2</sub>O<sub>3</sub>, Balance not reported

Fe<sub>3</sub>O<sub>4</sub> assay: 62% Fe<sub>3</sub>O<sub>4</sub>, 1.5% SiO<sub>2</sub>, 4% Al<sub>2</sub>O<sub>3</sub>, Balance not reported

Hematite ore: 92.5% Fe<sub>2</sub>O<sub>3</sub>, 4.75% SiO<sub>2</sub>, 1% Al<sub>2</sub>O<sub>3</sub>, Balance not reported

To further establish if the formation of a slag-type barrier at the mold-metal interface is a viable mechanism responsible for porosity elimination, additions of sodium fluoroaluminate (or cryolite) were employed as sand additives. Cryolite has a melting point of 1825F (996C) and does not rely on reacting with silica, as does iron oxide, to form a slag; cryolite will liquify in-situ to form such a barrier. Additions of 0.5%, 1.0% and 2.0% were evaluated in exactly the same manner as the previously reported iron oxide additions.

The results obtained from these tests are shown in Table 16. In these castings, veining defects were minimized, but considerable burn-on was present, which appeared to be the result of severe sand fluxing. However, in all cases, severe subsurface porosity was found in the test castings.

#### Effect of Core Washes

A considerable number of experimental core washes were applied to test cores, to determine effectiveness as porosity inhibitors. Most of the washes were proprietary formulations, but contained varying amounts of red iron oxide. Others were made by incorporating additives to a base gel. Casting tests were run (using those conditions previously described) that promoted porosity. Results of these tests indicated that proprietary red iron oxide-bearing washes provided very slight or no reduction in porosity defects. Experimental washes composed of aluminum powder and Ti powder provided similar performance.

However, a 100% red iron oxide ( $Fe_2O_3$ ) wash, and another prepared with sodium silicate and iron oxide, completely prevented the formation of porosity. This achievement was accomplished but at the expense of severe surface finish degradation. The sodium silicate red iron oxide wash deteriorated the casting surface only slightly, but the 100% red iron oxide wash had a very deleterious effect on the surface.

Overall results tended to indicate that adequate amounts of iron oxide were not employed in proprietary washes; however, in experimental washes with red iron oxide, too much was added with a resultant loss in surface smoothness. Apparently, a delicate balance exists between the amount of iron oxide needed for porosity elimination, compared to the amount that results in deteriorated surface finish.

#### Effect of Core Post-Baking

To determine the effect of core baking on porosity elimination, several test cores were subjected to post-baking or curing for three different times (1, 2 and 4 hours). The results of these tests are summarized in Table 17.

Castings made with test cores baked at 450F (232C), but for only one hour, contained severe porosity defects. Intermediate times of two hours significantly reduced the extent of porosity. Baking for four hours at 450F (232C) produced a distinctive core color change to chocolate brown, and had a significant effect on porosity elimination. For thorough baking to occur, it has been found that a color change usually accompanies such a treatment, and up to 55% of the binder is volatilized. Although such lengthy times may be impractical, higher baking temperatures or short times at high temperatures might be effective in reducing overall binder level in the core surface layers. Baking also demonstrates that some free hydrocarbons are undoubtedly volatilized, and nitrogen components from the Part II resin may undergo further reactions to form more stable compounds.

## DISCUSSION

Although several variables have been identified that either exaggerate or promote the formation of porosity defects in PUNB binders, these variables are, in one way or another, related to the gaseous decomposition products generated by the resin during casting. Decomposition gases consisting of both H and N are readily liberated during casting pouring and during subsequent solidification. High pouring temperatures further enhance both the breakdown rate and amount, as well as favor increased gas solubility in the liquid metal. High pouring temperatures also have a significant effect on liquid metal surface tension, which has been shown to have a significant effect on porosity formation.<sup>9,11</sup> Because both H and N are readily available and extremely soluble at the casting temperatures employed, their effect on potential porosity defects is often additive.

Numerous chemical analyses taken during this investigation showed that considerable pickup of both H and N occurred in the immediate subsurface layers, when conditions favoring porosity were employed. At depths of 0.25 in. (0.6 cm) and more below the core surface, H and N levels tended to be quite low and representative of the base metal. It is probable that, just before solidification, momentary supersaturation of both H and N exist just under the casting surface. This complex N/H effect has long been recognized by other investigators.<sup>6,27,28</sup> Further, if a considerable amount of nascent N is dissolved in a casting from unbalanced binder ratios favoring excessive polyisocyanate components, the presence of even a small amount of H will serve to lower the overall solubility of N. Stated another way, H may be exerting a catalytic effect on N to enhance porosity formation.

The same effect of alloying elements on gas solubility is well known and acts in a similar manner. To further aggravate conditions, if the melt initially has a high gas content resulting from the use of poor charge metallics or carbon additives,<sup>36</sup> then the tolerance for additional solution of nascent mold or core gases is reduced considerably, and porosity formation becomes extremely favorable.

Table 16.  
Results of Casting Tests with Cryolite Additions

Binder Level	Binder Ratio	% Cryolite	Porosity Extent
1.50%	35:65	0.0%	severe
1.50%	35:65	0.50%	severe
1.50%	35:65	1.00%	severe
1.50%	35:65	2.00%	severe
1.50%	35:65	2.0%	severe

*Test Conditions: PUNB binders on W/D silica sands; 4.3 CE iron; Pouring temperature, 2700F for all tests*

Table 17.  
Results of Casting Tests With Test Cores Baked for 1, 2 and 4 Hours

Binder Level	Binder Ratio	Temperature	Time	Porosity Extent
1.50%	35:65	450F	1 hr	severe
1.50%	35:65	450F	2 hr	nil to trace
1.50%	35:65	450F	4 hr	none

*Test Conditions: PUNB binders on W/D silica sands; 4.3 CE iron; Pouring temperature, 2700F for all tests*

65-




Fig. 8. Microstructures of sound (left) and porosity-containing (right) test castings immediately below mold-metal interface.




Fig. 9. SEMs taken from interior of porosity defects (originally 20X, 2000X and 5000X).

Typical microstructures exhibited by sound and porosity-containing castings, taken in the immediate vicinity of the mold-metal interface, are shown in Fig. 8. In all cases, no differences in either matrix structure or graphite morphology were found. Both microstructures contained the same ferritic-type matrix with Type A graphite. The solidification rate and composition of all base gray iron heats favored this type of structure. Although it is widely recognized that H and N are carbide stabilizers and favor formation of pearlite as well as other graphite structures,<sup>37-41</sup> it appears that insufficient time was available during solidification and subsequent cooling through the transformation temperatures, for such phases to form.

Although most gas holes exhibited a bright or shiny interior of a graphitic nature, no such films were observed during optical metallography. Further examination of these areas by SEM showed distinct layers of what appears to be a crystalline graphitic coating lining the interior of the gas holes (see Fig. 9). The presence of this crystalline film has been reported by numerous other investigators.<sup>1,8</sup>

The morphology of gas holes that formed took many shapes, even in the same casting. Both fissure-type gas holes, and small spherical and pear-shaped holes were very often observed in the same casting. Although, for the most part, gas holes that formed were located just underneath the surface, and most extended no more than 0.25 in. (0.6 cm) into the casting; a few castings contained gas fissures almost 0.50 in. (1.27 cm) long (Fig. 10). Because of the sub-surface nature of the defects, the incorporation of large amounts of alloying elements that form stable N compounds may not be needed, since only these sub-surface layers are affected.

Incorporation of proprietary N-stabilizing elements or "scavengers," which include both Ti- and Zr-based ferroalloys, may offer additional possibilities for treating binder-induced porosity defects. Likewise, in-the-mold inoculating tablets incorporating Zr for N control, and small amounts of Se for H control, also offer promise for defect elimination.

Although the porosity studies focused on using ladle additions of N-stabilizing ferroalloys, the use of beneficiated ilmenite ore has

also been shown to be a very effective method of introducing the element Ti. Mikelonis<sup>42</sup> reported that ilmenite ore was the most cost-effective method of introducing 0.04-0.07% Ti levels to cupola-melted irons. The ilmenite was added as 3x2 in. (7.6x5.1 cm) ilmenite ore to the cupola charge. In this research, it was reported that Ti recovery levels were 30-40% of the total amount of Ti in the ore. Other developments aimed at improving Ti recoveries are based on using beneficiated ilmenite ore that incorporates a proprietary blend of halide-containing fluxes.<sup>43</sup> Such products are available in the form of a briquette or tablet, and can be used as either a furnace addition or ladle addition. These products may also provide improved melt quality by coalescing liquid and/or solid slags with the mild fluxing agents incorporated in the tablet or briquette.

It is not well understood how small amounts of red iron oxide (0.25% addition rates) were so effective in eliminating subsurface porosity in the test castings. It has been suggested that the red iron oxide is exerting some type of "catalytic effect" on binder decomposition products that minimize or alter the generation of N and H gases.



Fig. 10. Morphology of subsurface gas porosity (1.5X).

One such theory is that, when exposed to the sudden high temperatures of iron casting, red iron oxide ( $\text{Fe}_2\text{O}_3$ ) readily releases oxygen. This released oxygen immediately reacts with N decomposition products from the binder to form stable  $\text{NO}_x$  compounds.<sup>21</sup> Since hematite (red iron oxide) has a much higher concentration of oxygen compared to magnetite (black iron oxide), and based on the improved performance of red iron oxide compared to black, this mechanism certainly appears to be very feasible. However, it is recommended that additional research be conducted in this area.

## CONCLUSIONS

1. Unbalanced PUNB systems favoring excess Part II or polyisocyanates promote the occurrence of gaseous mold-metal reactions, resulting in both surface and subsurface gas defects. High binder levels also tended to slightly increase defect propensity, even when balanced ratios were employed. Balanced or slightly unbalanced isocyanate/polyol hydroxyl ratios favoring excess Part I were relatively unsusceptible to such defects, although a few cases of slight porosity were found.
2. Inadequate mixing that results in poor distribution of the binder components in the mix was also found to accentuate porosity formation.
3. The temperature of the molten iron, as it contacted the core surface, was found to have a significant effect on porosity formation when castings were poured under conditions favoring their formation. Severe porosity defects were formed at 2700F (1482C) and higher. As the temperature was reduced, these defects became fewer in number and intensity until none formed at 2500F (1371C).
4. Porosity formation was found to be very sensitive to core sand type. Lake sands were relatively insensitive to defect formation, while high-purity, round-grained white silica sands were found to be very sensitive.
5. Cast iron composition had an effect on porosity formation. Ductile iron was least susceptible to defect formation, while low-CE irons were most susceptible.
6. Addition of Ti compounds, either in the form of 70% FeTi or proprietary gray iron inoculants containing Ti, were effective in eliminating porosity defects. Zirconium additions were also somewhat effective in eliminating defects at the addition levels employed. Incorporation of FeSiZr into a proprietary inoculant was also found to reduce the incidence of defects.
7. The addition of small amounts of red iron ( $\text{Fe}_2\text{O}_3$ ) oxide (82% minimum purity) to silica sand mixes was extremely effective in eliminating porosity. Sound castings were obtained with additions as small as 0.25% red iron oxide. Black iron oxides were not nearly as effective as red iron oxide.
8. No metallurgical changes in either graphite morphology or matrix structure occurred in the gas-affected mold-metal interface region. A layer of film, probably graphitic in nature, was found lining the internal surfaces of most gas holes.
9. Porosity defects tended to form in geometric hot spots or re-entrant angles on the test casting. The location seems to indicate that localized heating of the core re-entrant angles creates a condition that results in a momentary supersaturation of the surface layers. Gas analysis taken well beneath the affected surface layers showed normal gas contents.

## ACKNOWLEDGMENTS

The authors would like to acknowledge the following individuals and companies who provided help and assistance in preparing this paper: J. Schneider, R. Showman and M. Hysell, from the Foundry Products Division of Ashland Chemical Company, for their assistance in pouring test castings used in the updated experiments; R. Smith and D. Trinowski of Delta Resins and Refractories, and D. Boudjenah of the Casting Industry Suppliers Association (CISA), for supplying relevant information on the phenolic urethane binder market. The authors would also like to thank the American Foundrymen's Society and the Honorary Awards and Nominating Committee of the Molding Methods and Materials Division, for honoring this paper. E. Kotzin and P. Carey are also to be acknowledged for supporting this paper and its recognition.

## REFERENCES

1. J.V. Dawson, J.A. Kilshaw, A.D. Morgan, "The Natural and Origin of Gas Holes in Iron Castings," *AFS Transactions*, vol 73, p 224, 1965.
2. M.H. Davidson, F.P.H. Chen, J. Keverian, "Solution to a Nitrogen Porosity Problem in Gray Iron Castings," *AFS Transactions*, vol 71, 1963.
3. F.A. Mountford, "The Influence of Nitrogen on the Strength, Soundness and Structure of Gray Cast Iron," *The British Foundryman*, p 141, Apr 1966.
4. M.J. Clifford, "Metal Penetration, Pinholes and Resin Defect," *The British Foundryman*, vol LX, p 447, Nov 1967.
5. W.G. Tonks, "Sub-Surface Blowholes in Gray Irons and Their Association With Manganese Sulphide Segregation," *AFS Transactions*, vol 64, p 551, 1956.
6. C.L. Pidgeon, "Influence of Green Sand Mold Composition on Pinholing," *BCIRA*, Report 693, vol 11, p 319, May 1963.
7. J.C.H. Hughes, "The Role of Gases in the Structure of Cast Iron," *AFS Transactions*, vol 77, p 121, 1969.
8. J.F. Wallace, P.F. Weiser, "Trace Elements and Pinholes in Gray Iron," *AFS Transactions*, vol 73, 1965.
9. B. Hernandez, J.F. Wallace, "Mechanisms of Pinhole Formation in Gray Iron," *AFS Research*, *AFS Transactions*, vol 87, p 335, 1979.
10. S.F. Carter, W.J. Evans, J.C. Harkness, J.F. Wallace, "Factors Influencing the Formation of Pinholes in Gray and Ductile Iron," *AFS Transactions*, vol 87, p 245, 1979.
11. R.V. Naik, J.F. Wallace, "Surface Tension-Nucleation Relations in Cast Iron Pinhole Formation," *AFS Transactions*, vol 88, 1980, p 367.
12. J.M. Greenhill and N.M. Reynolds, "Nitrogen Defects in Iron Castings," *Foundry Trade Journal*, p 111, July 16, 1981.
13. J.M. Greenhill, "Some Metal and Mold Factors Influencing the Quality of Automobile Cylinder Castings," *Foundry Trade Journal*, p 383, Sep 10, 1981.
14. R.L. Naro, et al., "Gas Evolution of Synthetic Core Binders: Relationship to Casting Blowhole Defects," *AFS Transactions*, vol 91, p 365, 1983.
15. J.V. Dawson, "Pinhole Defects," *BCIRA*, Report 653, vol 10, No. 4, p 433, 1962.
16. J.M. Greenhill, "Diagnosis of Causes of Defects in Gray Iron Castings," *Foundry Trade Journal*, p 603, Oct 1970.
17. R.L. Naro, et al., "Formation and Control of Lustrous Carbon Surface Defects," *AFS Transactions*, vol 85, p 65, 1977.
18. R.H. Toeniskoetter, "Effects of Sand Surface Characteristics on Adhesion of Resinous Binders," *AFS Transactions*, vol 81, p 280, 1973.
19. D.A. Taylor, J.M. Clifford, *BCIRA Journal*, vol 9, p 632, Sep 1961.
20. J.V. Dawson, L.W.L. Smith, "Gases in Cast Iron with Special Reference to Pickup of Hydrogen in Sand Molds," *AFS Transactions*, vol 66, p 17, 1958.

21. E. Guenzi, M. Dequois, "A Contribution to the Investigation of the Influence of Gases on Pinhole Formation in Cast Iron," *BCIRA Abstracts*, p 17, Jan 1972.
22. J. Polak, "Pinholing in Nodular Cast Iron," *Giessereitechnik*, 16, p 228, July 1970, *BCIRA Abstracts*, p 47 (Mar 1971).
23. I. Henych, "Trends in Melting and Magnesium Treatment of Ductile Iron Melt," K. Millis World Symposium on Ductile Iron, Hilton Head, SC, Oct 20, 1998.
24. J.D. Farquhar, Ductile Iron Committee (12H) Report, "Nitrogen in Ductile Iron--A Literature Review," *AFS Transactions*, vol 87, p 433, 1979.
25. C.R. Noller, *Chemistry of Organic Compounds*, W.B. Saunders Co., Third Edition, p 339 (1966).
26. Roberts and Caserio, *Basic Principles of Organic Chemistry*, W.A. Benjamin, Inc., p 686, 1965.
27. J. Keveryan, F. Chen, "Effect of Nitrogen on Subsurface Pinholes in Steel," *AFS Transactions*, vol 74, 1966.
28. C. Dreman, "New Alloys for Making Ductile Iron in the Mold," *AFS Transactions*, vol 91, p 263, 1983.
29. R.L. Naro, et al., U.S. Patent No. 5,008,074, "Inoculant for Gray Cast Iron," filed Apr 26, 1990.
30. R.L. Naro, U.S. Patent Pending, "Improved Inoculant and Inoculant Method for Gray and Ductile Cast Irons," filed Aug 8, 1998.
31. A.M. Hall, C.E. Sims, "Reducing Pinhole Porosity in High Alloy Steel Castings by Additions of Selenium," Battelle Memorial Institute, American Society for Metals, Technical Report P9-41.2, Presented at 1969 Materials Engineering Exposition, 1969.
32. AFS Cured Sand Committee, 4-I-1, "The Effects of Iron Oxide Additions on Core Properties and Casting Quality," *Modern Casting*, p 29, Oct 1982.
33. R.W. Monroe, "The Use of Iron Oxides in No-bake Bonded Sand Molds," Steel Founders' Society of America, *Steel Founders' Research Journal*, No. 5, First Quarter 1984, p 9, 1984.
34. R.L. Naro and J.F. Wallace, "Effects of Mold-Steel Interface Reactions on Casting Surface Finish," *AFS Transactions*, Silver Anniversary Paper, vol 100, p 797, 1992.
35. H.P. Rassbach, E.R. Saunders, W.L. Harbrecht, "Nitrogen in Stainless Steel," *Electric Furnace Steel Proceedings of the AIME*, vol 11, 1953.
36. K.H. Caspers, "Influence of Steel Scrap and Burden Additives in Induction Furnaces on the Tendency for Defect Formation in Cast Iron," *AFS International Cast Metals Journal*, 1976 *Giesserei*, vol 62, No. 8, pp 186-189, 1975.
37. R.L. Naro, J.F. Wallace, "Minor Elements in Gray Iron," *AFS Transactions*, vol 78, p 229, 1970.
38. W.A. Schmidt, H.F. Taylor, "Rising of Gray Iron Castings," *AFS Transactions*, vol 61, p 131, 1953.
39. F. Brown, M.F. Hawkes, "Effect of Hydrogen on Graphitization," *AFS Transactions*, vol 60, p 635, 1952.
40. A.A. Ananin, V.P. Chernobrovkin, R.M. Belyakova, "Effect of the Structure and Properties of Roll Iron of Injecting Different Gases," *Russian Castings Production*, No. 5, p 201 (1971).
41. S. Morita, N. Inoyama, "Behavior of Nitrogen in Cast Iron," *AFS Cast Metals Res. Journal*, p 109, vol 5, No. 3, Sep 1969.
42. P.J. Mikelonis, "The Effects and Use of Ilmenite Ore as a Titanium Source in Cupola-Melted Gray Iron," *AFS Transactions*, vol 84, p 449, 1976.
43. U.S. Patent, "Titanium-Containing Treatment Agents for Molten Ferrous Metal," issued to Fosco, R. Neuman and J.F. Wallace.
44. Private Communication with R.W. Monroe, Steel Founders' Society of America, Dec 1998.